

Munich Facts and Figures 2011



Culture (in 2010 resp. per end of year)

Theatres	61
Visitors to selected theatres	
Nationaltheater	469 546
Residenztheater	165 700
Prinzregententheater (Großes Haus)	218 293
Theater am Gärtnerplatz	171 221
Münchner Kammerspiele	146 184
Münchner Volkstheater	98 268
Schauburg – Theater der Jugend	36 762
Deutsches Theater	206 041
Public Orchestras	7
Visitors to selected concerts	
Munich Philharmonic Orchestra	180 805
Public radio concerts	118 170
Bavarian State Orchestra	37 233
Munich Symphony Orchestra	61 830
Cinema halls	83
Visitors	4 586 807
Museums	46
Visitors to selected museums	
Alte Pinakothek	274 524
Neue Pinakothek	190 264
Pinakothek der Moderne	376 796
Museum Brandhorst	227 680
Bayerisches Nationalmuseum	113 104
Münchner Stadtmuseum	183 662
Städtische Galerie im Lenbachhaus	85 129
Deutsches Museum (Museumsinsel)	980 854
Public libraries	120
Media available at selected libraries	
Bayerische Staatsbibliothek (state library)	9 660 000
Universitätsbibliothek der LMU (University)	2 482 563
Münchner Stadtbibliothek (municipal library)	2 804 819
Bibliothek des Deutschen Museums	926 810

Recreation and sports (in 2010 resp. per end of year)

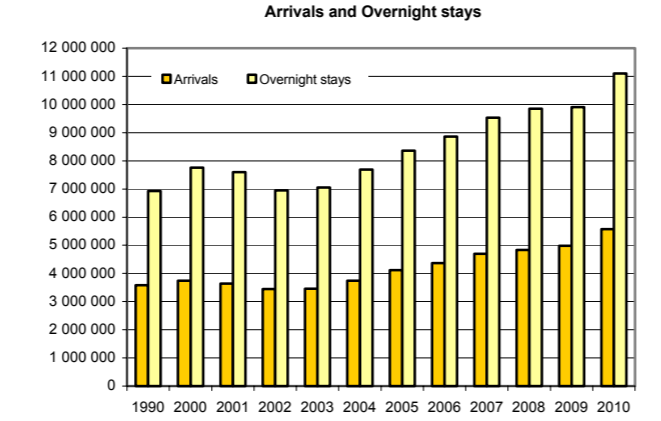
Olympic Park Munich, incl. leased companies	
Area in sq. m	850 000
Area of "tent" roof in sq. m	75 000
Visitors to individual events (354 events)	2 263 503
Visitors to permanent facilities	1 713 062

Capacity of the Allianz Arena football stadium (places)	69 901
Number of games	45
Visitors to games	2 171 452
Number of guided tours of the stadium	ca. 10 000
Visitors to guided tours of the stadium	ca. 250 000
Sports clubs	671
Number of active members	371 241
Female members	144 464
Sports facilities/sports grounds	
District public sports grounds	20
Municipal sports facilities (open-air facilities)	11
Club sports facilities	167
Sports and multipurpose halls (gyms, not including school sports halls)	7
Stadiums	4
Ice- and funsports-areas	4
Golf courses	3
Racetracks	2
Indoor swimming pools	9
Outdoor swimming pools	8
School swimming pools	34

Hellabrunn Zoo (ca. 17 800 animals, area 36 000 sq. m)	
Visitors	1 570 938
Botanical Gardens (ca. 17 000 plant species, area 22 000 sq. m)	
Visitors	329 073

Tourism (in 2010 resp. per end of year)

Hotels, guest houses and pensions	392
Number of beds available	55 058
Total number of guests	5 572 955
From Germany	3 132 551
From abroad	2 440 404
From the US	343 472
Italy	255 450
Great Britain and Northern Ireland	205 742
Switzerland	178 971
Austria	161 088
Overnights stays	11 095 710
Guests from abroad	5 169 928
Average stay in nights	2.0



Economy (in 2010 resp. per end of year)

Industrial production companies	
Building industry (with 20 + employees)	56
Number of employees	3 486
Processing/manufacturing industry (with 50 + employees)	118
Number of employees	81 456

Crafts and trade enterprises	20 446
Number of employees (incl. owners)	94 000
Registered commercial premises	181 224

Total turnover by companies in Munich 2009 in billion euros (excl. VAT) according to VAT statistics	263.7
Manufacturing industry (59.6 %)	157.3
Trade, maintenance, car repair (19.6 %)	51.6
Hotel and restaurant industry, transport (2.3 %)	6.1
Other services (18.5 %)	48.7

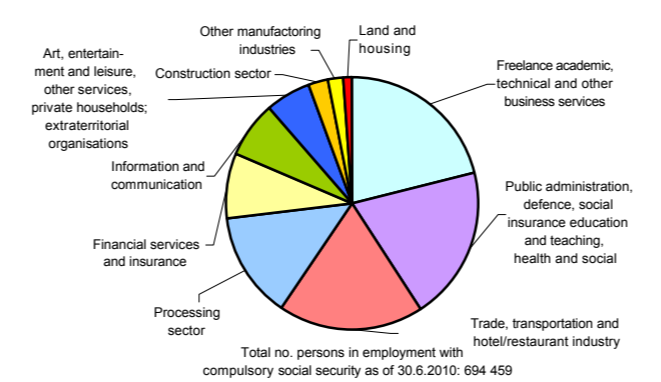
Munich exhibition and trade fair site	
Trade fairs organised by Messe München GmbH	22
Trade fairs organised by others	241
Exhibitors	37 753
Visitors in millions	2.4

Oktoberfest	
Visitors in millions	6.4
Catering establishments incl. festival tents	87
Sellers and show-people	532
Beer consumption in hectolitres	71 000
Consumption of roasted chickens	505 901
Oxen	119

Labour market (in 2010)

Employed persons with compulsory social security with Munich job location (June 30 th , 2010)	694 459
Women (48.4 %)	336 167
Men (51.6 %)	358 292
Foreigners (15.5 %)	107 305

Employees in Munich subject to social insurance contributions at the plays of work by sectors

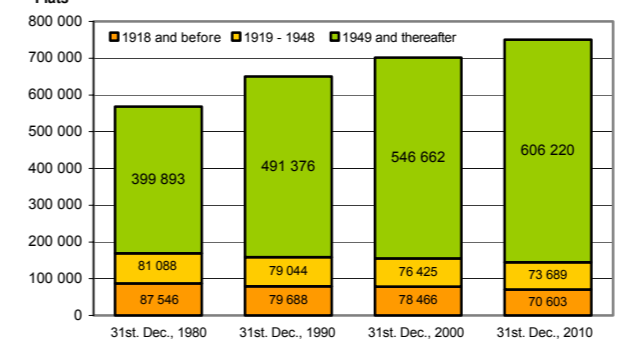


Unemployed persons total (December 2010)	39 178
Women	18 206
Men	20 972
in full-time jobs	27 534
in part-time	5 593
Foreigners	15 291
Unemployment rate in Munich (December 2010)	5.3%

Building, construction and housing (in 2010 resp. per end of year)

Building permits	
Buildings	1 587
Flats	5 435
Buildings completed	
Buildings	923
Flats	4 401

Existing flats according to the age of the buildings 1980, 1990, 2000 and 2010



Residential buildings	134 433
Flats	750 512

Transport (in 2010 resp. per end of year)

S-Bahn (inter-urban railway operating since May 28 th , 1972)	
Number of lines	10
Network in km	442
U-Bahn (underground operating since Oct. 19 th , 1971)	
Number of lines	6
Network in km	95
Trams	
Number of lines	11
Network in km	75

Buses	
Number of lines	67
Network in km	456
Number of passengers carried workdays via local public transport in Munich	
S-Bahn (incl. regional train traffic)	ca. 840 000
U-Bahn	ca. 1 180 000
City buses	ca. 570 000
Trams	ca. 320 000
Registered vehicles (in use on the road)	689 701
Cars	597 166
Motorcycles	52 111
Lorries	25 666
Vehicles per 1 000 inhabitants	499
Traffic accidents	39 440
Deaths	14
Injuries	5 613
Overall road length for motorised vehicles of cycle paths maintained by the city	2 379 km / 942 km
Munich airport	
Starts and landings	389 939
Passengers	34 721 605

Municipal finance (own budget in 2011 in billion euros)

Budget volume (current administration and investments) including investments	5.3 / 0.7
Assets (as of 2010)	21.6
Debts (as of 31.12.2010)	2.2
Equity (as of 2010)	9.7

Published by Statistisches Amt der Landeshauptstadt München, Schwanthalerstr. 68, 80336 München, Telephone (089) 233 82 700, Telefax (089) 233 82 757
Internet: <http://www.muenchen.de/statamt>
E-mail: stat.amt@muenchen.de
 Responsible: Uta Thien-Seitz
 Editorial team: Juliane Riedl, Andreas Rappert

Available from:
 Statistical Office Munich (see above)
 City information centre in the City Hall
 Produced by:
 G. Peschke Druckerei GmbH, Schatzbogen 35, 81829 München
 Printed on FSC-certified paper

History

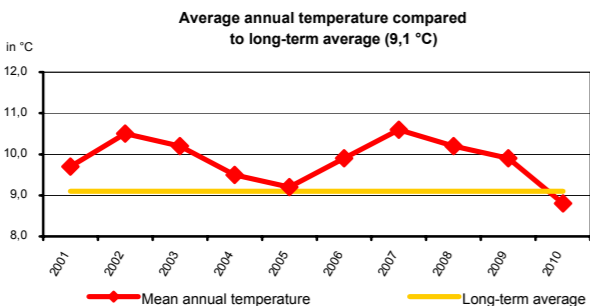
- 1158 Munich was founded by Henry the Lion (June 14th)
- 1214 First mention of Munich as a city (civitas) in an official deed
- 1255 Munich becomes the royal seat of the House of Wittelsbach
- 1494 The Church of Our Lady, Munich's most famous landmark, is consecrated
- 1589 The opening of Munich's Hofbräuhaus
- 1789 The English Garden is opened to the public
- 1806 Munich becomes the capital city of the Kingdom of Bavaria
- 1810 The first Oktoberfest (October 17th) held on the occasion of the marriage of Crown Prince Ludwig to Therese, Princess of Saxony
- 1818 Bavarian Constitution comes into force
- 1825– King Ludwig I – Munich becomes an internationally renowned city of culture
- 1848
- 1839 The first railway travels between Munich and Augsburg (September 1st)
- 1848– King Max II – Creation of the "Maximilian style" in architecture
- 1864
- 1864– King Ludwig II – Zenith of music and art handcraft
- 1886
- 1901 Population of Munich reaches 500,000
- 1918 Kurt Eisner proclaims the "Bavarian Democratic and Socialist Republic" (Nov. 7th)
- 1923 The Hitler Putsch fails (Nov. 11th)
- 1933 National Socialists seize power (March 9th)
- 1939 Attempt to assassinate Hitler in Bürgerbräu fails
- 1945 The Americans march into Munich, marking the end of World War II for the city (April 30th)
- 1957 The population of Munich reaches one million (Dec. 15th)
- 1972 XXth Summer Olympic Games in Munich (August 26th – Sept. 11st)
- 1974 World Football Championship
- 1983 International Horticultural Show is opened (April 28th)
- 1992 The new Munich Airport is opened (May 17th)
- 1998 The new Exhibition and Trade Fair Centre is opened in Riem (Feb. 12th)
- 2002 Pinakothek der Moderne is opened (Sept. 19th)
- 2005 The Allianz Arena is opened (May 30th)
- 2006 Opening game of the FIFA World Cup TM (June 9th)
- 2006 The Synagogue and Jewish Community Centre on Jakobsplatz are completed
- 2008 Summer celebrations to mark the city's 850th anniversary
- 2010 Second Ecumenical Kirchentag (12th – 16th May)
- 2010 200th anniversary of the Octoberfest with the "Historische Wiesen"

Urban area

Geographical position of city centre (northern cathedral tower):	
	N 48° 8' 23" latitude, E 11° 34' 28" longitude
Munich local time	– 13 min. 42 sec. compared to Central European time
Average altitude	519 m above sea level
Length of city boundary	118.7 km
Greatest length of urban area (N-S direction)	20.7 km
Greatest width of urban area (E-W direction)	26.9 km
Total urban area (January 1 st , 2011) including	310.7 km ²
Buildings and open spaces (44 %)	137.4 km ²
Recreational areas (16 %)	48.5 km ²
Roads and transport areas (17 %)	53.8 km ²
Agricultural areas (15 %)	47.5 km ²
Wooded areas (4 %)	12.8 km ²

Weather (in 2010)

Average air temperature in °C	8.8
Hours of sunshine	1 634
Precipitation in mm	1 018
Number of days with precipitation	195
Summer days (maximum 25 °C or higher)	45
Hot days (maximum 30 °C or higher)	14
Subfreezing days (minimum below 0 °C)	97
Sub-zero days (maximum below 0 °C)	49



Munich's twin cities

Edinburgh since 1954	Cincinnati since 1989
Verona since 1960	Kiew since 1989
Bordeaux since 1964	Harare since 1996
Sapporo since 1972	

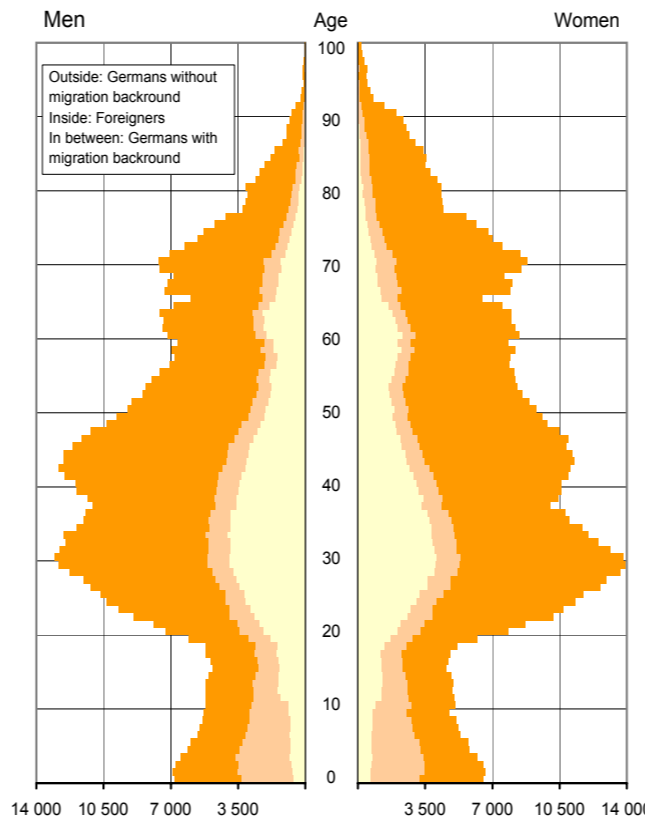
City representatives

Lord Mayor: Christian Ude, SPD			
Deputy Mayor: Christine Strobl, SPD			
Deputy Mayor: Hep Monatzeder, Bündnis 90/Die Grünen			
City Council (2008–2014)			
SPD	33 seats	Rosa Liste	1 seat
CSU	23 seats	ödp	1 seat
Bündnis 90/Die Grünen	11 seats	Freie Wähler	1 seat
FDP	5 seats	Bayernpartei	1 seat
Die Linke	3 seats	BIA	1 seat

Population (in 2010 resp. per end of year)

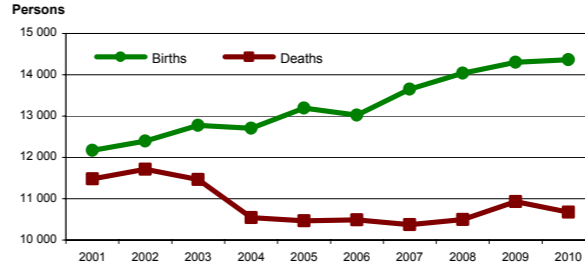
Inhabitants (registered with main residence in Munich)	1 382 273
Women (51.4 %)	710 192
Men (48.6 %)	672 081
Germans (77.0 %)	1 064 819
Foreigners (23.0 %)	317 454
comprising persons from	
Europe (18.3 %)	253 115
from EU countries (9.5 %)	130 878
from the rest of Europe (8.8 %)	122 237
of which from Turkey	40 860
Croatia	23 740
Africa (0.8 %)	11 228
America (0.9 %)	12 091
Asia (2.8 %)	39 359
Australia, New Zealand, Oceania (0.1 %)	855
Age distribution	
Under 6 years of age (5.5 %)	76 395
From 6 to under 14 years of age (6.0 %)	82 840
From 14 to under 18 years of age (2.8 %)	39 007
From 18 to under 28 years of age (13.5 %)	186 236
From 28 to under 45 years of age (29.4 %)	406 335
From 45 to under 55 years of age (14.0 %)	193 121
From 55 to under 65 years of age (11.0 %)	151 396
65 and above (17.9 %)	246 943

Age structure of the Munich population as of 31.12.2010



Private households combined	749 637
Families with children	126 880
German families	74 552
German/foreign families	36 153
Foreign families	16 175
Single-parent families	26 365
Births	14 366
Deaths	10 675
Number of births in excess of deaths	+ 3 691
Marriages	8 638
Divorces	3 454
Persons moving to Munich	103 606
Foreigners	50 926
Persons moving away from Munich	84 467
Foreigners	37 784
Migration balance (+ / -)	+ 19 139
Foreigners	+ 13 142
Most popular name for girls	Anna
Most popular name for boys	Maximilian

Births and deaths in Munich 2001 - 2010



Health services (per end of 2010)

Hospitals (as per end of 2009)	45
Hospital beds	11 533
Medical hospital staff	4 799
Non-medical hospital staff	23 271
Doctors with independent surgeries (not incl. private surgeries)	3 610
Number of residents per doctor	383

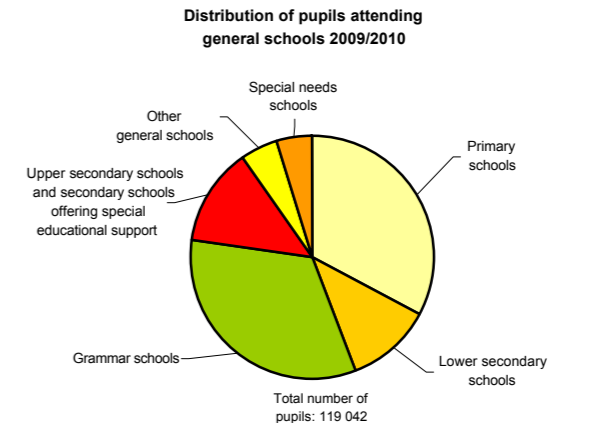
CHI dentists (CHI = compulsory health insurance)	1 284
Number of residents per CHI dentist	1 134
Pharmacies	403
Number of residents per pharmacy	3 430

Social services

Children's day-care facilities (March 1 st , 2010) including municipal institutions	1 148
free non-profit, incl. child-parent initiatives	502
Children catered for	58 476
incl. age 0 – 3	9 416
3 – 8 (not incl. school children)	35 536
5 – 14 (school children)	13 524
incl. those in municipal institutions	30 548
in free non-profit institutions	25 573
Staff	9 794
incl. municipal	4 477
free non-profit	4 796
Senior citizens' homes (end of 2008)	51
Places available	9 319

Education

(School year 2009/2010 and Winter Semester 2010/2011)



Total number of general schools	328
Pupils	119 042
Number of female pupils	59 428
Number of foreigner pupils	26 304
Primary schools	150
Number of pupils	39 017
Lower secondary schools	59
Number of pupils	13 429
Primary and lower secondary education schools for pupils with special needs	36
Number of pupils	5 652
Upper secondary schools, incl. USS offering special educational support	37
City-run	20
Number of pupils	15 542
Grammar schools	49
City-run	14
Number of pupils	39 335
Other general schools	11
Number of pupils	6 067
Total number of vocational schools	195
Number of pupils	65 280
City-run	71
Number of pupils	49 515
Incl. vocational schools	36
Number of pupils	41 705
Specialised vocational schools	84
Number of pupils	7 131
Specialised technical schools	29
Number of pupils	2 324
Upper technical and vocational schools	16
Number of pupils	7 247
Universities	14
Number of students	94 783
Female students percentage	47.8
Foreign students percentage	14.6
Ludwig-Maximilians-Universität	43 807
Female students percentage	62.2
Foreign students percentage	14.1
Technical University	26 000
Female students percentage	33.1
Foreign students percentage	17.4
State university of applied sciences	14 866
Female students percentage	33.4
Foreign students percentage	14.4