



Landeshauptstadt  
München  
**Direktorium**  
Statistisches Amt

# Munich Facts and Figures 2020



München zählt

## History

- 1158 Munich was founded by Henry the Lion (June 14<sup>th</sup>)
- 1214 First mention of Munich as a city (civitas) in an official deed
- 1255 Munich becomes the royal seat of the House of Wittelsbach
- 1494 The Church of Our Lady, Munich's most famous landmark, is consecrated
- 1589 The opening of Munich's Hofbräuhaus
- 1789 The English Garden is opened to the public
- 1806 Munich becomes the capital city of the Kingdom of Bavaria
- 1810 The first Oktoberfest (October 17<sup>th</sup>) held on the occasion of the marriage of Crown Prince Ludwig to Therese, Princess of Saxony
- 1818 Bavarian Constitution comes into force
- 1825 – King Ludwig I – Munich becomes an internationally renowned city of culture
- 1839 The first railway travels between Munich and Augsburg (Sep. 1<sup>st</sup>)
- 1848 – King Max II – Creation of the “Maximilian style” in architecture
- 1864
- 1864 – King Ludwig II – Zenith of music and art handcraft
- 1886
- 1901 Population of Munich reaches 500,000
- 1918 Kurt Eisner proclaims the “Bavarian Democratic and Socialist Republic” (Nov. 7<sup>th</sup>)
- 1923 The Hitler Putsch fails (Nov. 11<sup>th</sup>)
- 1933 National Socialists seize power (March 9<sup>th</sup>).
- 1939 Attempt to assassinate Hitler in Bürgerbräu fails
- 1945 The Americans march into Munich, marking the end of World War II for the city (April 30<sup>th</sup>)
- 1957 The population of Munich reaches one million (Dec. 15<sup>th</sup>)
- 1972 XX<sup>th</sup> Summer Olympic Games in Munich (August 26<sup>th</sup> – Sept. 11<sup>th</sup>)
- 1974 World Football Championship
- 1983 International Horticultural Show is opened (April 28<sup>th</sup>).
- 1992 The new Munich Airport is opened (May 17<sup>th</sup>)
- 1998 The new Exhibition and Trade Fair Centre is opened in Riem (Feb. 12<sup>th</sup>)
- 2002 Pinakothek der Moderne is opened (Sept. 19<sup>th</sup>).
- 2005 The Allianz Arena is opened (May 30<sup>th</sup>)
- 2006 Opening game of the FIFA World Cup TM (June 9<sup>th</sup>)
- 2008 Summer celebrations to mark the city's 850<sup>th</sup> anniversary
- 2010 200<sup>th</sup> anniversary of the Oktoberfest with the “Historische Wiesn”
- 2015 The population of Munich reaches 1.5 million (May 8<sup>th</sup>)
- 2017 Groundbreaking ceremony for the 2<sup>nd</sup> main line of the inter-urban railway (April 5<sup>th</sup>)
- 2019 Neuhausen - Nymphenburg is Munich's second district with over 100 000 inhabitants
- 2020 Anniversaries of the two traditional Munich clubs: 120 years FC Bayern, 160 years TSV 1860 Munich

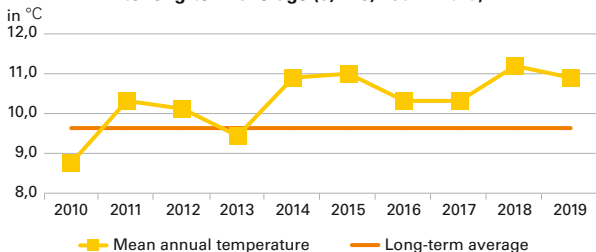
## Urban area

Geographical position of city centre (northern cathedral tower):	N 48° 8' 23" latitude, E 11° 34' 28" longitude
Munich local time	-13 min. 42 sec. compared to Central European time
Average altitude	519 m above sea level
Length of city boundary	118.7 km
Greatest length of urban area (N-S direction)	20.7 km
Greatest width of urban area (E-W direction)	26.9 km
Total urban area (December 31 <sup>th</sup> , 2019) including	310.7 km <sup>2</sup>
Buildings and open spaces (45 %)	138.5 km <sup>2</sup>
Recreational areas (16 %)	48.7 km <sup>2</sup>
Roads and transport areas (17 %)	52.7 km <sup>2</sup>
Agricultural areas (15 %)	45.7 km <sup>2</sup>
Wooded areas (4 %)	13.7 km <sup>2</sup>

## Weather (in 2019)

Average air temperature in °C	11.0
Hours of sunshine	2 016
Precipitation in mm	965
Number of days with precipitation	167
Summer days (maximum 25 °C or higher)	67
Hot days (maximum 30 °C or higher)	18
Subfreezing days (minimum below 0 °C)	63
Sub-zero days (maximum below 0 °C)	11

**Average annual temperature compared to long-term average (9,7 °C; 1981 - 2010)**



## Munich's twin cities

**Edinburgh** since 1954   **Sapporo** since 1972   **Harare** since 1996  
**Verona** since 1960   **Cincinnati** since 1989  
**Bordeaux** since 1964   **Kiew** since 1989

## City representatives (Year 2020 to 2026)

Lord Mayor: Dieter Reiter, SPD  
Deputy Mayor: Katrin Habenschaden, GRÜNE  
Deputy Mayor: Verena Dietl, SPD

City Council (May 1<sup>st</sup>, 2020)

CSU	20 seats	ÖDP	3 seats
GRÜNE	23 seats	DIE LINKE	3 seats
FREIE WÄHLER	2 seats	Rosa Liste, BP,	
AfD	3 seats	München-Liste,	each
SPD	18 seats	Die PARTEI,	party one
FDP	3 seats	VOLT	seat

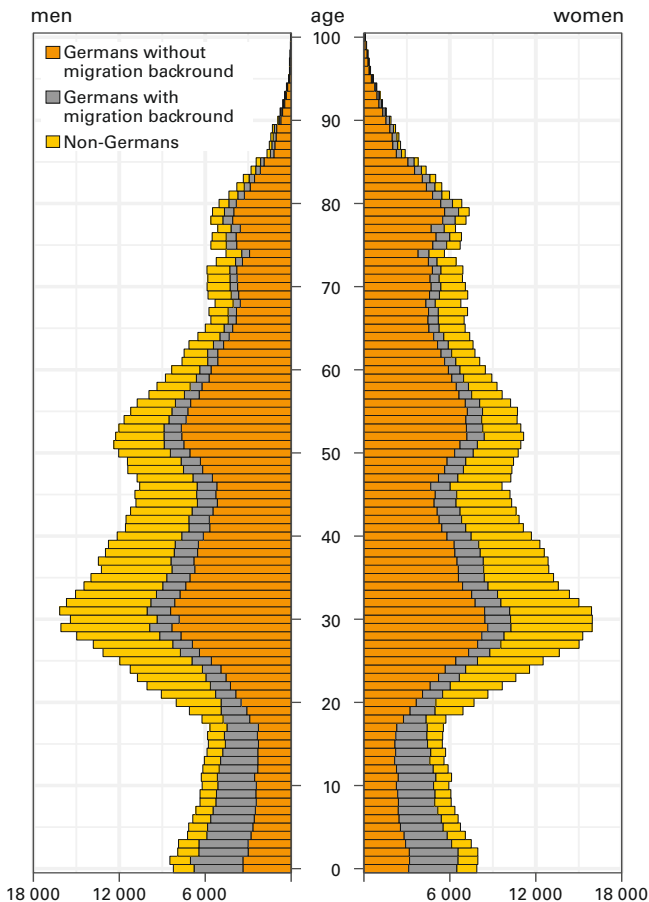
## Population (December 31<sup>st</sup>, 2019 resp. in 2019)

Inhabitants (registered with main residence in Munich)	1 560 042
Women (50.6 %)	789 041
Men (49.4 %)	771 001
Germans (71.5 %)	1 115 288
Non-Germans (28.5 %)	444 754
comprising persons from	
European citizenship (21.3 %)	332 560
from EU-countries (14.2 %)	220 837
from the rest of Europe (7.2 %)	111 723
African nationality (1.4 %)	21 184
American nationality (1.1 %)	17 033
Asian nationality (4.6 %)	71 915
Australian/Oceanian nationality (0.1 %)	1 153

Age distribution

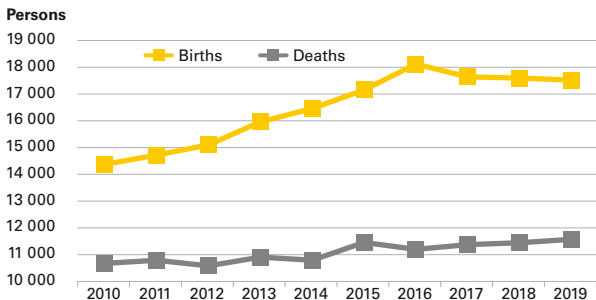
0 - 9 years of age	(9,2 %)	143 308
10 - 19 years of age	(7,7 %)	119 588
20 - 29 years of age	(15,4 %)	239 654
30 - 39 years of age	(18,1 %)	281 842
40 - 49 years of age	(14,0 %)	217 852
50 - 59 years of age	(13,7 %)	213 770
60 - 69 years of age	(9,0 %)	140 180
70 - 79 years of age	(7,8 %)	122 036
80 - 89 years of age	(4,4 %)	69 178
90 years and above	(0,8 %)	12 634

## Age structure Munich population as of December 31<sup>th</sup>, 2019



Private households combined	832 628
Single person households	448 732
Couples without (underage) children	198 459
Couples with (underage) children	119 522
Single parents with (underage) children	26 658
other multi-person households	39 257
Births	17 509
including non-German	3 002
Deaths	11 571
including non-German	1 425
Number of births in excess of deaths	+ 5 938
Persons moving to Munich	110 801
including non-German	67 848
Persons moving away from Munich	99 961
including non-German	51 945
Migration balance (migration gain)	+ 10 840
Marriages	11 035
Most popular name for girls	Emilia
Most popular name for boys	Maximilian

### Births and deaths in Munich 2010 - 2019



### Health services (December 31<sup>st</sup>, 2019)

Hospitals (per end of 2018)	52
Hospital beds (annual average)	11 244
Medical hospital staff	6 955
Non-medical hospital staff	26 744

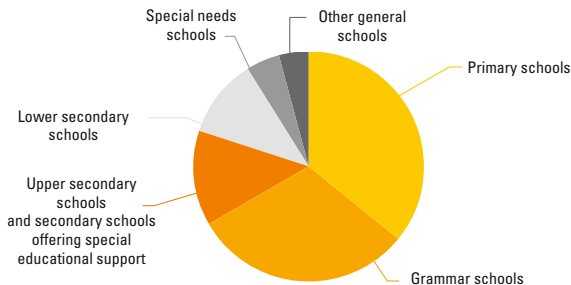
Doctors with independent surgeries (not incl. private surgeries)	3 976
Number of residents per doctor	392
Dentists with independent surgeries (not incl. private surgeries)	1 776
Number of residents per dentist	878
Pharmacies	350
Number of residents per pharmacy	4 457

## Social services (March 1<sup>st</sup>, 2019)

Children's day-care facilities	1 470
including municipal institutions	508
free non-profit, incl. child-parent initiatives	726
Children catered for	78 403
incl. age 0 - 2	16 399
3 - 7 (not incl. school children)	44 296
5 - 13 (school children)	17 708
incl. those in municipal institutions	33 068
in free non-profit institutions	33 929
Staff	17 284
incl. municipal	6 163
free non-profit	7 965

## Education (School year 2018/19 and Winter Semester 2018/19)

**Distribution of pupils attending  
general schools 2018/2019**



**Total number of pupils: 128 327**

Total number of general schools	341
Pupils	128 327
Number of female pupils	63 585
Number of non-German pupils	24 146
Primary schools	157
Number of pupils	46 011
Lower secondary schools	57
Number of pupils	14 080
Primary and lower secondary education schools for pupils with special needs	30
Number of pupils	6 188
Upper secondary schools, incl. USS offering special educational support	39
City-run	20
Number of pupils	17 200
Grammar schools	55
City-run	14
Number of pupils	39 767
Other general schools	12
Number of pupils	5 081
 Total number of vocational schools	 211
Number of pupils	63 624
City-run	78
Number of pupils	48 003
Incl. vocational schools	37
Number of pupils	40 667
Specialised vocational schools	88
Number of pupils	7 287
Specialised technical schools	35
Number of pupils	2 371
Upper technical and vocational schools	23
Number of pupils	7 640
 Universities	 22
Number of students	131 052
Female students percentage	48.5
Non-German students percentage	20.1
Ludwig-Maximilians-Universität	51 164
Female students percentage	60.3
Non-German students percentage	17.3
Technical University	40 632
Female students percentage	35.2
Non-German students percentage	29.7
State university of applied sciences	17 987
Female students percentage	39.7
Non-German students percentage	17.3



**Culture** (December 31<sup>th</sup>, 2019 resp. in 2019)

Theatres	47
Visitors to selected theatres	
Nationaltheater	476 871
Residenztheater	138 173
Theater am Gärtnerplatz	168 184
Prinzregententheater (Großes Haus)	233 329
Münchner Kammerspiele	131 740
Münchner Volkstheater	106 250
Schauburg – Theater für junges Publikum	32 974
Deutsches Theater	258 795
Public Orchestras	7
Visitors to selected concerts	
Munich Philharmonic Orchestra	186 089
Public radio concerts	116 251
Bavarian State Orchestra	31 956
Cinemas	78
Visitors	3 768 675
Museums	46
Visitors to selected museums	
Alte Pinakothek	472 745
Pinakothek der Moderne	331 114
Museum Brandhorst	161 089
Bayerisches Nationalmuseum	76 178
Münchner Stadtmuseum	124 039
Städtische Galerie im Lenbachhaus	243 217
Deutsches Museum (Museumsinsel)	910 691
Museum Mensch und Natur	166 052
Public libraries	108
Media available at selected libraries	
Bayerische Staatsbibliothek (state library)	33 921 166
Universitätsbibliothek der LMU (University)	5 669 273
Münchner Stadtbibliothek (municipal library)	2 241 096
Bibliothek des Deutschen Museums	1 018 882

**Recreation and sports** (December 31<sup>th</sup>, 19 resp. in 2019)

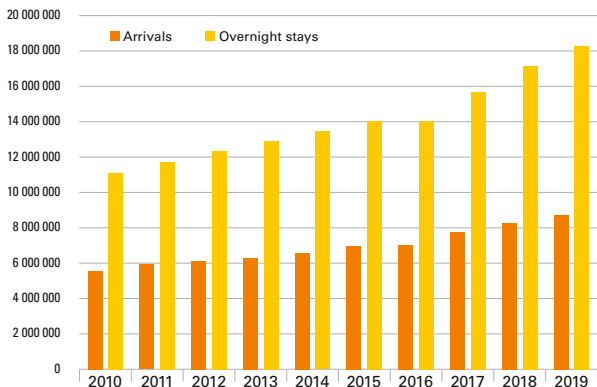
Olympic Park Munich, incl. leased companies	
Area in sq. m	850 000
Area of "tent" roof in sq. m	75 000
Visitors to individual events	
(777 event-days)	2 873 215
Visitors to permanent facilities	1 470 981

Capacity of the Allianz Arena (football stadium – places)	75 000
Number of guided tours of the stadium	ca. 15 250
Visitors to guided tours of the stadium	ca. 377 000
Sports clubs	705
Active members	595 272
Female members	259 412
Sports facilities / sports grounds	36
District public sports grounds	23
Municipal sports facilities (open-air facilities)	13
Club sports facilities	175
Sports and multipurpose halls (gyms, including school sports halls)	383
Stadiums	2
Ice rinks- and funsports centres	2
Golf courses	3
Racetracks	2
Indoor swimming pools	9
Outdoor swimming pools	8
School swimming pools	33
Hellabrunn Zoo (ca. 18 133 animals in 714 species, area 0,40 km <sup>2</sup> )	
Visitors	2 719 011
Botanical Gardens (ca. 20 222 plant species, area 0,21 km <sup>2</sup> )	
Visitors	384 078

## **Tourism** (December 31<sup>th</sup>, 2019 resp. in 2019)

Hotels, guest houses and pensions	468
Number of beds available	87 993
Total number of guests	8 750 922
From Germany	4 835 070
From abroad	3 915 852
From the US	531 948
Italy	287 713
Great Britain and Northern Ireland	273 458
Austria	271 961
Switzerland	252 394
Overnights stays	18 291 939
Guests from abroad	8 786 927
Average stay in nights	2.1

## Arrivals and overnight stays



## Economy (December 31<sup>th</sup>, 2019 resp. in 2019)

### Industrial production companies

Building industry (with <b>20</b> + employees)	165
Number of employees	10 083
Processing/manufacturing industry (with <b>50</b> + employees)	126
Number of employees	97 871

### Crafts and trade enterprises

Number of employees (incl. owners)	20 487
	76 700

### Total turnover by companies in Munich 2018 in billion euros

(excl. VAT) according to VAT statistics	364.0
Manufacturing industry (52.0 %)	189.4
Trade, maintenance, car repair (23.1 %)	84.1
Hotel and restaurant industry, transport (2.6 %)	9.5
Other services (22.3 %)	81.0

### Munich exhibition and trade fair site

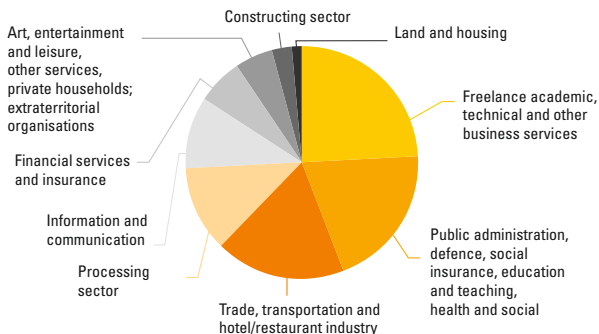
Trade fairs organised by Messe München GmbH	15
Trade fairs organised by others	160
Exhibitors	32 432
Visitors in millions	2.5

Oktoberfest (without "Oide Wies'n)	
Visitors in millions	6.3
Catering establishments	96
incl. festival tents	14
Sellers and show-people	417
Beer consumption in hectolitres	78 502
Consumption of roasted chickens	434 998
Oxen	125

## Labour market (in 2019)

Employed persons with compulsory social security with Munich job location (June 30 <sup>th</sup> , 2019)	874 099
Women (52.3 %)	416 768
Men (47.7 %)	457 331
Foreigners (23.1 %)	195 674

### Employees in Munich subject to social insurance contributions at the place of work by sectors



**Total no. persons in employment with compulsory social security as of June 30<sup>th</sup>, 2019: 897 140**

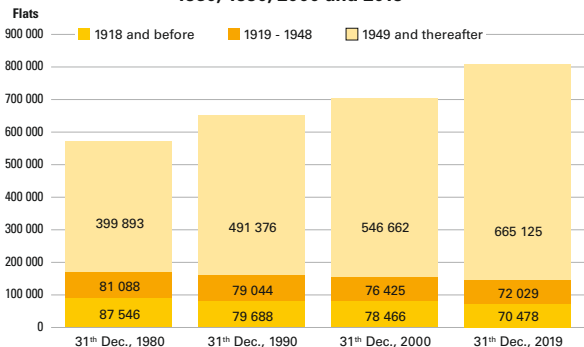
Unemployed persons place of residence Munich (Dec.19)	29 805
Women (46.2 %)	13 779
Men (53.8%)	16 026
under 25 years of age (5.6%)	1 669
54 years of age and above (20.4%)	6 088
Non-German (44.4 %)	13 248
Unemployment rate	3.4 %

## Building, construction and housing

(December 31<sup>st</sup>, 2019 resp. in 2019)

Building permits	
Buildings	1 776
Flats	10 929
Buildings completed	
Buildings	1 137
Flats	7 121

### Existing flats according to the age of the buildings 1980, 1990, 2000 and 2019



Residential buildings	142 948
Flats	807 632

## Transport (December 31<sup>st</sup>, 2019 resp. in 2019)

S-Bahn (inter-urban railway operating since May 28 <sup>th</sup> , 1972)	
Number of lines	8
Network in km	434
U-Bahn (underground operating since Oct. 19 <sup>th</sup> , 1971)	
Number of lines	8
Network in km	95
Trams	
Number of lines	13
Network in km	82

Buses	
Number of lines	82
Network in km	534 km
Registered vehicles (in use on the road)	852 263
Cars	729 845
Lorries	64 755
Motorcycles	40 710
Private Vehicles per 1 000 inhabitants	389
Registration of new vehicles	236 051
Cars	213 422
Private cars	20 686
Company vehicles	192 736
Issued driving licenses	19 626
Issued driving licenses only for cars	13 810
Traffic accidents	46 010
Deaths	15
Injuries	6 224
Munich airports	
Starts and landings	417 138
Passengers	47 941 348

Published by

**Statistisches Amt der Landeshauptstadt München,**

Schwanthalerstr. 68, 80336 München,

Telephone (089) 233 82 700, Telefax (089) 233 82 757

**Internet:** <http://www.muenchen.de/statamt>

**E-mail:** [stat.amt@muenchen.de](mailto:stat.amt@muenchen.de)

Responsible: Uta Thien-Seitz

Editorial team: Juliane Riedl, Andreas Rappert

**Available from:**

Statistical Office Munich (see above)

City information centre in the City Hall

Produced by:

Aumüller Druck GmbH & Co. KG

Weidener Straße 2, 93057 Regensburg

