



Landeshauptstadt
München
Direktorium
Statistisches Amt

Munich Facts and Figures 2024



München zählt

History

- 1158 Munich was founded by Henry the Lion (June 14th)
- 1214 First mention of Munich as a city (civitas) in an official deed
- 1255 Munich becomes the royal seat of the House of Wittelsbach
- 1494 The Church of Our Lady, Munich's most famous landmark, is consecrated
- 1589 The opening of Munich's Hofbräuhaus
- 1789 The English Garden is opened to the public
- 1806 Munich becomes the capital city of the Kingdom of Bavaria
- 1810 The first Oktoberfest (Oct. 17th) held on the occasion of the marriage of Crown Prince Ludwig to Therese, Princess of Saxony
- 1818 Bavarian Constitution comes into force
- 1825– King Ludwig I – Munich becomes an internationally renowned city of culture
- 1839 The first railway travels between Munich and Augsburg (Sep. 1st)
- 1848– King Max II – Creation of the “Maximilian style” in architecture
- 1864
- 1864– King Ludwig II – Zenith of music and art handcraft
- 1886
- 1901 Population of Munich reaches 500 000
- 1918 Kurt Eisner proclaims the “Bavarian Democratic and Socialist Republic” (Nov. 7th)
- 1923 The Hitler Putsch fails (Nov. 11th)
- 1933 National Socialists seize power (March 9th).
- 1939 Attempt to assassinate Hitler in Bürgerbräu fails
- 1945 The Americans march into Munich, marking the end of World War II for the city (April 30th)
- 1957 The population of Munich reaches one million (Dec. 15th)
- 1972 XXth Summer Olympic Games in Munich (Aug. 26th–Sept. 11th)
- 1974 World Football Championship
- 1983 International Horticultural Show is opened (April 28th).
- 1992 The new Munich Airport is opened (May 17th)
- 1998 The new Exhibition and Trade Fair Centre is opened in Riem (Feb. 12th)
- 2002 Pinakothek der Moderne is opened (Sept. 19th).
- 2005 The Allianz Arena is opened (May 30th)
- 2006 Opening game of the FIFA World Cup TM (June 9th)
- 2008 Summer celebrations to mark the city's 850th anniversary
- 2010 200th anniversary of the Oktoberfest with the “Historische Wiesn”
- 2015 The population of Munich reaches 1.5 million (May 8th)
- 2017 Groundbreaking ceremony for the 2nd main line of the interurban railway (April 5th)
- 2020 Because of the corona pandemic, Oktoberfest was canceled for the first time after 1949
- 2021 Munich's subway is 50 years old – opening on Oct. 19th, 1971
- 2022 Olympic Park, Aug. 11th–21th, 2022: European Championship Munich 2022
- 2023 Munich gets a new license plate - now also „MUC”

Urban area

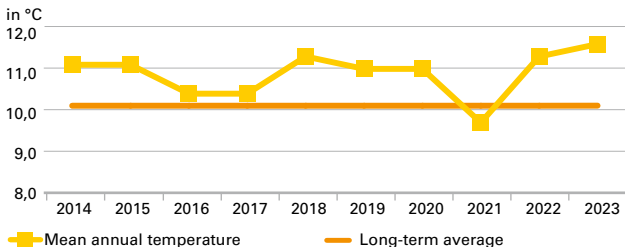
Geographical position of city centre	(northern cathedral tower): N 48° 8' 19" latitude, E 11° 34' 23" longitude
Munich local time	-13 min. 42 sec. compared to Central European time
Average altitude	519 m above sea level
Length of city boundary	118.7 km
Greatest length of urban area (N-S direction)	20.7 km
Greatest width of urban area (E-W direction)	26.9 km

Total urban area (December 31 th , 2023)		310.7 km ²
including Buildings and open spaces	44.6 %	138.8 km ²
Recreational areas	15.5 %	48.1 km ²
Roads and transport areas	17.2 %	53.3 km ²
Agricultural areas	14.6 %	45.5 km ²
Wooded areas	4.4 %	13.7 km ²

Weather (in 2023)

Average air temperature in °C	11.6
Hours of sunshine	2 023
Precipitation in mm	1 013
Number of days with precipitation	178
Summer days (maximum 25°C or higher)	79
Hot days (maximum 30°C or higher)	25
Subfreezing days (minimum below 0°C)	57
Sub-zero days (maximum below 0°C)	9

Average annual temperature compared to long-term average (10.1°C; 1991–2020)



Munich's twin cities

Edinburgh since 1954 **Sapporo** since 1972 **Harare** since 1996
Verona since 1960 **Cincinnati** since 1989 **Be'er Sheva** since 2021
Bordeaux since 1964 **Kyiv** since 1989

City representatives (Year 2020 to 2026)

Lord Mayor: Dieter Reiter, SPD
Deputy Mayor: Dominik Krause, GRÜNE
Deputy Mayor: Verena Dietl, SPD

City Council (May 1th, 2020)

CSU	20 seats	ÖDP	3 seats
GRÜNE	23 seats	DIE LINKE	3 seats
FREIE WÄHLER	2 seats	Rosa Liste, BP,	
AfD	3 seats	München-Liste,	each
SPD	18 seats	Die PARTEI,	party one
FDP	3 seats	VOLT	seat

Population (December 31th, 2023 resp. in 2023)

Inhabitants **1 589 026**

(registered with main residence in Munich)

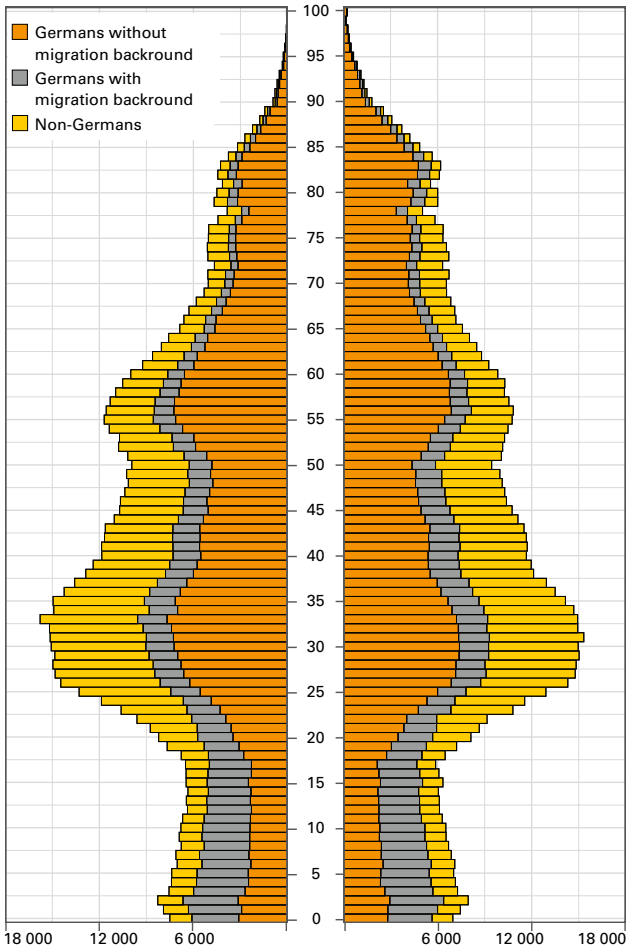
Women	50.7 %	805 111
Men	49.3 %	783 915
Germans	69.9 %	1 111 171
Non-Germans	30.1 %	477 855
comprising persons from		
European citizenship	21.8 %	346 638
from EU-countries	12.9 %	204 904
from the rest of Europe	8.9 %	141 734
African nationality	1.6 %	24 801
American nationality	1.2 %	18 990
Asian nationality	5.4 %	85 498
Australian / Oceanian nationality	0.1 %	1 072
Age distribution		
0– 9 years of age	9.1 %	144 884
10–19 years of age	8.2 %	129 662
20–29 years of age	15.2 %	241 574
30–39 years of age	17.8 %	283 628
40–49 years of age	13.8 %	219 382
50–59 years of age	13.3 %	212 112
60–69 years of age	9.7 %	154 065
70–79 years of age	7.0 %	110 496
80–89 years of age	5.1 %	80 452
90 years and above	0.8 %	12 771

Age structure Munich populations of December 31th, 2023

men

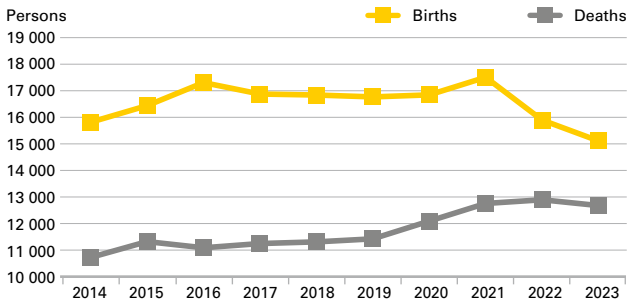
age

women



Private households		854 396
Single person households	54.0 %	461 441
Couples without (underage) children	23.7 %	202 871
Couples with (underage) children	14.4 %	122 716
Single parents with (underage) children	3.4 %	28 714
other multi-person households	4.5 %	38 654
Births		15 667
including non-German	17.8 %	2 791
Deaths		12 963
including non-German	13.5 %	1 755
Number of births in excess of deaths		+2 704
Persons moving to Munich		114 343
including non-German	65.3 %	74 633
Persons moving away from Munich		117 350
including non-German	59.6 %	69 979
Migration balance (migration loss)		-3 007
Marriages		10 352
Most popular name for girls		Emilia
Most popular name for boys		Leon

Births and deaths in Munich 2014–2023



Health services (December 31th, 2023)

Hospitals (per end of 2022)	52
Hospital beds (annual average)	10 589
Medical hospital staff	6 940
Non-medical hospital staff	28 250
Doctors with independent surgeries (not incl. private surgeries)	4 083
Number of residents per doctor	389
Dentists with independent surgeries (not incl. private surgeries)	1 779
Number of residents per dentist	893
Pharmacies	313
Number of residents per pharmacy	5 077

Social services (March 1st, 2023)

Children's day-care facilities	1 529
including municipal institutions	465
free non-profit, incl. child-parent initiatives	752
Children catered for	86 527
incl. age 0 – 2	17 539
3 – 7 (not incl. school children)	46 838
5 – 13 (school children)	22 150
including those in municipal institutions	36 280
in free non-profit institutions	35 815
Staff	19 621
including municipal	6 745
free non-profit	8 745

Education (School year 2022/23 and Winter Semester 2022/23)

Distribution of pupils attending general schools 2022/2023

49 070	Primary schools
43 879	Grammar schools
16 260	Upper secondary schools
14 630	Lower sec. schools
6 074	Other general schools
5 951	Special needs schools

Total number of pupils: 135 864

Total number of general schools	352
Pupils	135 864
Number of female pupils	67 347
Number of non-German pupils	27 666
Primary schools	163
Number of pupils	49 070
Lower secondary schools	58
Number of pupils	14 630
Special needs schools	30
Number of pupils	5 951
Upper secondary schools	37
City-run	20
Number of pupils	16 260
Grammar schools	58
City-run	14
Number of pupils	43 879
Other general schools	15
Number of pupils	6 074
Total number of vocational schools	218
Number of pupils	58 051
including City-run	81
Number of pupils	42 300
including vocational schools	38
Number of pupils	34 868
Specialised vocational schools	90
Number of pupils	7 090
Specialised technical schools	37
Number of pupils	2 130
Upper technical and vocational schools y	24
Number of pupils	8 171
Universities	22
Number of students	140 857
Female students percentage	48.2
Non-German students percentage	25.3
Ludwig-Maximilians-Universität	51 574
Female students percentage	60.5
Non-German students percentage	19.5
Technical	48 349
Female students percentage	36.2
Non-German students percentage	40.4
State university of applied sciences	18 107
Female students percentage	39.1
Non-German students percentage	14.2
Adult education center	
Events	9 501
Bookings	93 650

Culture (December 31th, 2023 resp. in 2023)

Theatres (Visitors to selected theatres)

Nationaltheater	426 556
Residenztheater	128 690
Theater am Gärtnerplatz	149 578
Prinzregententheater (Großes Haus)	198 109
Münchner Kammerspiele	108 461
Münchner Volkstheater	129 153
Schauburg – Theater für junges Publikum	24 831

Public Orchestras (Visitors to selected concerts)

Munich Philharmonic Orchestra	126 676
Public radio concerts	91 959
Bavarian State Orchestra	46 430
Munich Symphony Orchestra	47 795

Cinemas

Visitors	81 3 004 311
----------	-----------------

Museums (Visitors to selected museums)

Alte Pinakothek	362 605
Pinakothek der Moderne	383 438
Museum Brandhorst	136 087
Bayerisches Nationalmuseum	78 118
Schloss Nymphenburg (total area)	575 339
Städtische Galerie im Lenbachhaus	302 234
Deutsches Museum (Museumsinsel)	906 217
Museum Mensch und Natur	174 034

Public libraries

(Media available at selected libraries)

University Library of the LMU	6 066 552
University Library of the TU	2 213 188
Munich City Library	2 315 088
Library of the Deutsches Museum	1 030 406

Recreation and sports (Dec. 31th, 2023 resp. in 2023)

Olympic Park Munich, incl. leased companies

Area in sq. m	850 000 m ²
Area of "tent" roof in sq. m	75 000 m ²
Visitors to individual events	2 869 424
event-days	596
Visitors to permanent facilities	1 647 887

Capacity of the Allianz Arena (football stadium – seats)	75 000
Number of games in the 2023/24 season	26
Visitors to games	1 864 000
Number of guided tours of the stadium	12 128
Visitors to guided tours of the stadium	483 718

Sports clubs	687
Active members	409 125
Female members	177 668

Sports facilities / sports grounds	37
District public sports grounds	22
Municipal sports facilities (open-air facilities)	15
Club sports facilities	180
Sports and multipurpose halls (gyms, including school sports halls)	385
Stadiums	3
Ice rinks- and funsports centres	4
Golf courses	2
Racetracks	2
Indoor swimming pools	9
Outdoor swimming pools	8
School swimming pools	32

Hellabrunn Zoo (area 0.40 km ²)	
Visitors	2 498 696

Botanical Gardens (ca. 17 000 plant species, area 0.21 km ²)	
Visitors	251 018

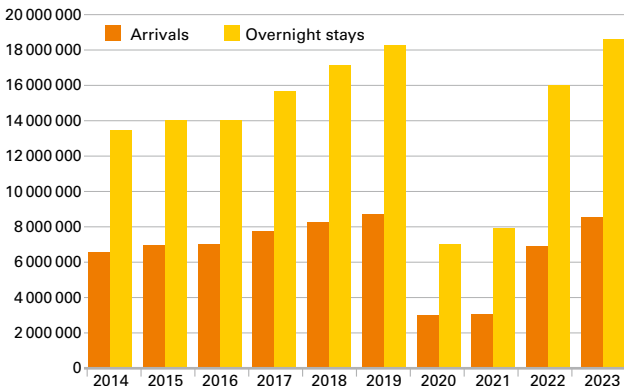
Tourism (December 31st, 2023 resp. in 2023)

Hotels, guest houses and pensions	463
Number of beds available	97 150

Total number of guests	8 531 177
From Germany	5 060 869
From abroad	3 470 308
From the United States	529 710
Austria	288 491
Italy	267 785
Great Britain and Northern Ireland	252 583
Switzerland	247 722

Overnights stays	18 634 062
Guests from abroad	8 146 004
Average stay in nights	2.2

Arrivals and overnight stays



Economy (Dec. 31th, 2023, annual average, resp. in 2023)

Industrial production companies

Main construction trade (with 20 + employees)	79
Number of employees	5 328
Hours worked in 1 000	5 876
Finishing trade for building (with 20 + employees)	126
Number of employees	6 090
Hours worked in 1 000	6 917
Processing/manufacturing industry (with 50 + employees)	119
Number of employees	97 527
Hours worked in 1 000	141 943

Craft businesses

Number of employees (incl. owners)	19 373
	ca. 70 200

Total turnover by companies in Munich 2022 in billion euros

(excl. VAT) according to VAT statistics		539.4
Manufacturing industry	45.3 %	244.4
Trade. maintenance. car repair	21.7 %	117.3
Hotel and restaurant industry. transport	2.0 %	10.6
Other services	30.9 %	166.8

Munich exhibition and trade fair site

Trade fairs organised by Messe München GmbH	19
Trade fairs organised by others	93
Exhibitors (excluding guest events)	17 100
Visits (including guest events)	1.9

Labour market (in 2023)

Employed persons with compulsory social security	960 354
with Munich job location (June 30 th , 2023)	
Women	47.7 % 458 360
Men	52.3 % 501 994
Foreigners	25.2 % 242 264

Employees in Munich subject to social insurance contributions at the place of work by sectors

24.0 %	Freelance academic, technical and other business services	230 022
20.1 %	Public administration, defence, social insurance, education and teaching, health and social	193 315
16.8 %	Trade, transportation and hotel/ restaurant industry	161 670
11.7 %	Information and communication	112 747
10.7 %	Processing sector (without Constructing sector)	102 894
6.2 %	Financial services and insurance	59 790
5.0 %	Art, entertainment and leisure, other services, private households, extraterritorial organisations	47 579
2.5 %	Constructing sector	24 145
1.7 %	Other producing sector	15 860
1.2 %	Land and housing	11 745
0.1 %	Agriculture, forestry, fisheries	567

Unemployed persons place of residence Munich (Dec. 23)	40 041
Women	47.8 % 19 143
Men	52.2 % 20 898
til 24 years of age	6.3 % 2 504
55 years of age and above	23.2 % 9 307
Non-German	49.5 % 19 804
Unemployment rate	4.5 %

Building, construction and housing

(December 31th, 2023 resp. in 2023)

Building permits

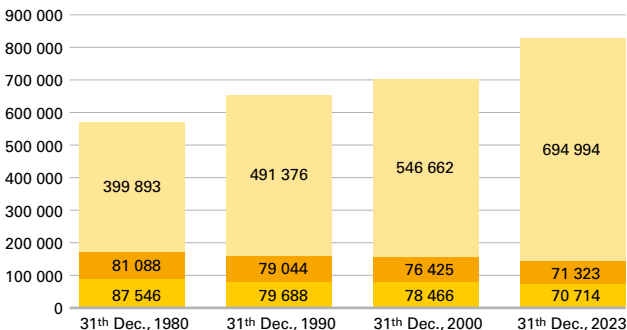
Buildings	1 682
Flats	9 093

Buildings completed

Buildings	1 626
Flats	9 837

Existing flats according to the age of the buildings 1980, 1990, 2000 and 2023

Flats ■ 1918 and before ■ 1919 – 1948 ■ 1949 and thereafter



Residential buildings	145 912
Flats	837 031

Transport (December 31th, 2023 resp. in 2023)

S-Bahn (inter-urban railway operating since May 28th, 1972)

Number of lines	8
Network in km	444 km

U-Bahn (underground operating since Oct. 19th, 1971)

Number of lines	8
Network in km	95 km

Trams

Number of lines	12
Network in km	82 km

Buses

Number of lines	79
Network in km	544 km

Registered vehicles (in use on the road)

888 270

Cars	753 851
Lorries	46 933
Motorcycles	70 671
Private cars per 1 000 inhabitants	335

Registration of new vehicles

184 526

Cars	164 416
Private cars	15 799
Company vehicles	148 617

Issued driving licenses

18 155

Issued driving licenses only for cars	13 839
---------------------------------------	--------

Traffic accidents

41 183

Deaths	9
Injuries	6 190

Munich airports

Starts and landings	302 153
Passengers	37 037 070

Published by

Statistisches Amt der Landeshauptstadt München,

Schwanthalerstr. 68, 80336 München,

Telephone (089) 233 82 700, Telefax (089) 233 82 757

Internet: www.muenchen.de/statamt

E-Mail: stat.amt@muenchen.de

Responsible: Uta Thien-Seitz

Editorial team: Andreas Rappert



Available from:

Statistical Office Munich (see above)

City information centre in the City Hall

Produced by:

Weber Offset GmbH

Ehrenbreitsteiner Str. 42, 80993 München