



Landeshauptstadt
München
Direktorium
Statistisches Amt

Munich Facts and Figures 2014



History

- 1158 Munich was founded by Henry the Lion (June 14th)
- 1214 First mention of Munich as a city (civitas) in an official deed
- 1255 Munich becomes the royal seat of the House of Wittelsbach
- 1494 The Church of Our Lady, Munich's most famous landmark, is consecrated
- 1589 The opening of Munich's Hofbräuhaus
- 1789 The English Garden is opened to the public
- 1806 Munich becomes the capital city of the Kingdom of Bavaria
- 1810 The first Oktoberfest (October 17th) held on the occasion of the marriage of Crown Prince Ludwig to Therese, Princess of Saxony
- 1818 Bavarian Constitution comes into force
- 1825 – King Ludwig I – Munich becomes an internationally renowned city of culture
- 1848
- 1839 The first railway travels between Munich and Augsburg (September 1st)
- 1848 – King Max II – Creation of the “Maximilian style” in architecture
- 1864
- 1864 – King Ludwig II – Zenith of music and art handcraft
- 1886
- 1901 Population of Munich reaches 500,000
- 1918 Kurt Eisner proclaims the “Bavarian Democratic and Socialist Republic” (Nov. 7th)
- 1923 The Hitler Putsch fails (Nov. 11th)
- 1933 National Socialists seize power (March 9th)
- 1939 Attempt to assassinate Hitler in Bürgerbräu fails
- 1945 The Americans march into Munich, marking the end of World War II for the city (April 30th)
- 1957 The population of Munich reaches one million (Dec. 15th)
- 1972 XXth Summer Olympic Games in Munich (August 26th – Sept. 11th)
- 1974 World Football Championship
- 1983 International Horticultural Show is opened (April 28th)
- 1992 The new Munich Airport is opened (May 17th)
- 1998 The new Exhibition and Trade Fair Centre is opened in Riem (Feb. 12th)
- 2002 Pinakothek der Moderne is opened (Sept. 19th)
- 2005 The Allianz Arena is opened (May 30th)
- 2006 Opening game of the FIFA World Cup TM (June 9th)
- 2006 The Synagogue and Jewish Community Centre on Jakobsplatz are completed
- 2008 Summer celebrations to mark the city's 850th anniversary
- 2010 200th anniversary of the Oktoberfest with the “Historische Wiesn”
- 2012 40th anniversary of Münchner Verkehrsverbund (MVV) and the Munich Olympiapark
- 2013 Reopening of the Lenbachhaus after modernization (May 8th)

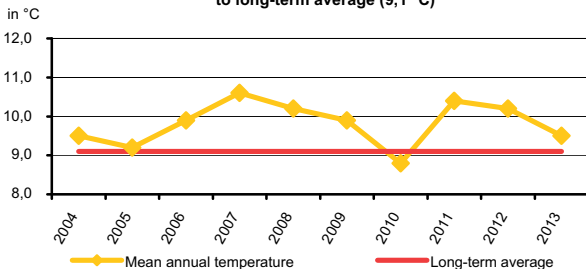
Urban area

Geographical position of city centre (northern cathedral tower):	N 48° 8' 23" latitude, E 11° 34' 28" longitude
Munich local time	-13 min. 42 sec. compared to Central European time
Average altitude	519 m above sea level
Length of city boundary	118.7 km
Greatest length of urban area (N-S direction)	20.7 km
Greatest width of urban area (E-W direction)	26.9 km
Total urban area (January 1 st , 2014) including	310.8 km ²
Buildings and open spaces (44 %)	137.7 km ²
Recreational areas (16 %)	48.6 km ²
Roads and transport areas (17 %)	54.1 km ²
Agricultural areas (15 %)	46.8 km ²
Wooded areas (4 %)	12.9 km ²

Weather (in 2013)

Average air temperature in °C	9.5
Hours of sunshine	1 603
Precipitation in mm	930
Number of days with precipitation	185
Summer days (maximum 25 °C or higher)	51
Hot days (maximum 30 °C or higher)	17
Subfreezing days (minimum below 0 °C)	87
Sub-zero days (maximum below 0 °C)	29

Average annual temperature compared to long-term average (9,1 °C)



Munich's twin cities

Edinburgh since 1954
Verona since 1960
Bordeaux since 1964
Sapporo since 1972

Cincinnati since 1989
Kiew since 1989
Harare since 1996

City representatives

Lord Mayor: Dieter Reiter, SPD
Deputy Mayor: Josef Schmid, CSU
Deputy Mayor: Christine Strobl, SPD

City Council (2014 – 2020; March 16th, 2014)

CSU	26 seats	Freie Wähler	2 seats
SPD	25 seats	ÖDP	2 seats
Bündnis 90/Die Grünen	13 seats	BIA, BP, HUT,	each
FDP	3 seats	Piraten, Rosa	party
AfD	2 seats	Liste	one seat
Die Linke	2 seats		

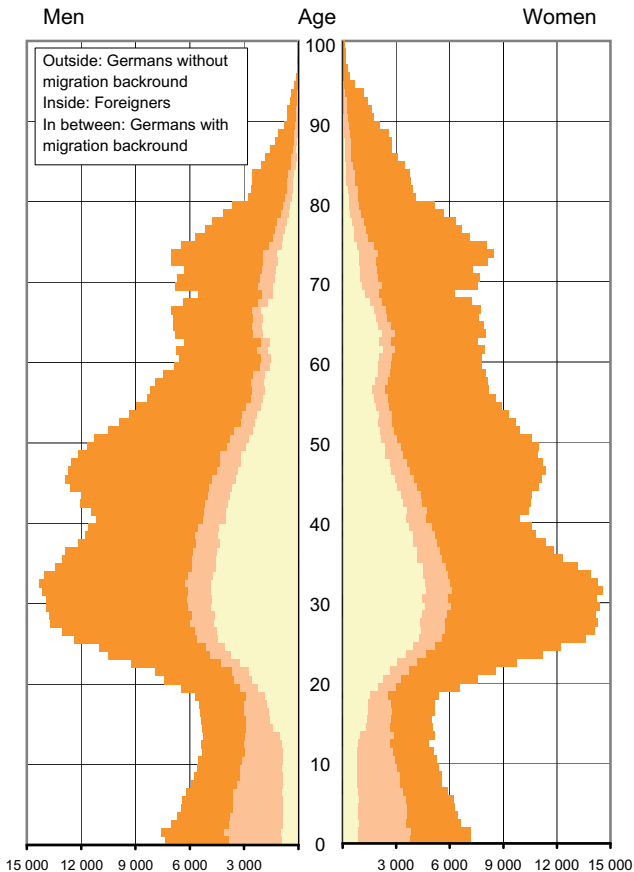
Population (in 2013 resp. per end of year)

Inhabitants (registered with main residence in Munich)	1 464 962
Women (50.9 %)	745 857
Men (49.1 %)	719 105
Germans (74.6 %)	1 092 161
Foreigners (25.4 %)	372 801
comprising persons from	
Europe (20.1 %)	295 078
from EU countries (13.3 %)	194 358
from the rest of Europe (6.9 %)	100 720
of which from Turkey	39 857
Africa (0.9 %)	13 442
America (1.0 %)	14 180
Asia (3.3 %)	48 092
Australia, New Zealand, Oceania (0.1 %)	1 109

Age distribution

Under 6 years of age (5.6 %)	81 369
From 6 to under 14 years of age (6.0 %)	87 698
From 14 to under 18 years of age (2.9 %)	41 996
From 18 to under 28 years of age (13.7 %)	200 597
From 28 to under 45 years of age (29.0 %)	426 342
From 45 to under 55 years of age (14.7 %)	215 947
From 55 to under 65 years of age (10.4 %)	152 126
65 and above (17.7 %)	258 887

Age structure of the Munich population as of 31.12.2013



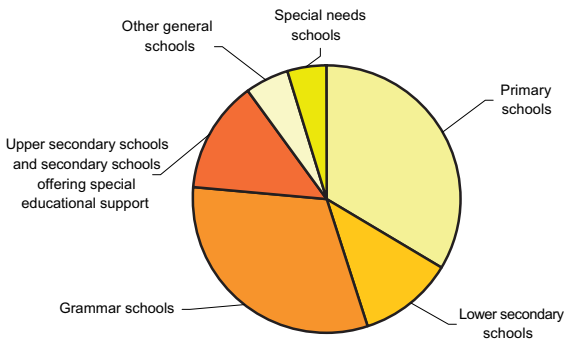
Dentists with independent surgeries (not incl. private surgeries)	1 536
Number of residents per dentist	954
Pharmacies	388
Number of residents per pharmacy	3 776

Social services

Children's day-care facilities (March 1 st , 2013) including municipal institutions	1 311
free non-profit, incl. child-parent initiatives	516
Children catered for	645
incl. age 0 – 3	66 309
3 – 8 (not incl. school children)	12 405
5 – 14 (school children)	38 747
incl. those in municipal institutions	15 157
in free non-profit institutions	31 710
Staff	28 025
incl. municipal	12 635
free non-profit	5 133
	5 721

Education (School year 2012/2013 and Winter Semester 2013/14)

**Distribution of pupils attending
general schools 2012/2013**



Total number of pupils: 120 074

Total number of general schools	329
Pupils	120 074
Number of female pupils	59 515
Number of foreigner pupils	25 009
Primary schools	153
Number of pupils	40 451
Lower secondary schools	57
Number of pupils	13 493
Primary and lower secondary education schools for pupils with special needs	30
Number of pupils	5 606
Upper secondary schools, incl. USS offering special educational support	38
City-run	20
Number of pupils	16 265
Grammar schools	50
City-run	14
Number of pupils	37 804
Other general schools	11
Number of pupils	6 455
 Total number of vocational schools	 200
Number of pupils	63 033
City-run	73
Number of pupils	47 697
Incl. vocational schools	36
Number of pupils	39 496
Specialised vocational schools	85
Number of pupils	7 184
Specialised technical schools	32
Number of pupils	2 507
Upper technical and vocational schools	19
Number of pupils	7 619
 Universities	 15
Number of students	111 855
Female students percentage	46.9
Foreign students percentage	15.8
Ludwig-Maximilians-Universität	47 959
Female students percentage	60.8
Foreign students percentage	14.5
Technical University	35 761
Female students percentage	33.1
Foreign students percentage	20.1
State university of applied sciences	17 710
Female students percentage	36.6
Foreign students percentage	12.8

Culture (in 2013 resp. per end of year)

Theatres	49
Visitors to selected theatres	
Nationaltheater	471 435
Residenztheater	182 367
Prinzregententheater (Großes Haus)	285 786
Münchener Kammerspiele	150 626
Münchener Volkstheater	113 993
Schauburg – Theater der Jugend	34 832
Deutsches Theater	40 064
Public Orchestras	7
Visitors to selected concerts	
Munich Philharmonic Orchestra	193 288
Public radio concerts	118 360
Bavarian State Orchestra	35 141
Munich Symphony Orchestra	58 850
Cinemas	80
Visitors	4 418 292
Museums	45
Visitors to selected museums	
Alte Pinakothek	277 484
Neue Pinakothek	241 433
Pinakothek der Moderne	170 458
Museum Brandhorst	114 432
Bayerisches Nationalmuseum	142 815
Münchner Stadtmuseum	184 149
Städtische Galerie im Lenbachhaus	373 025
Deutsches Museum (Museumsinsel)	1 079 490
Public libraries	113
Media available at selected libraries	
Bayerische Staatsbibliothek (state library)	10 062 195
Universitätsbibliothek der LMU (University)	4 677 262
Münchner Stadtbibliothek (municipal library)	2 843 511
Bibliothek des Deutschen Museums	946 893

Recreation and sports (in 2013 resp. per end of year)

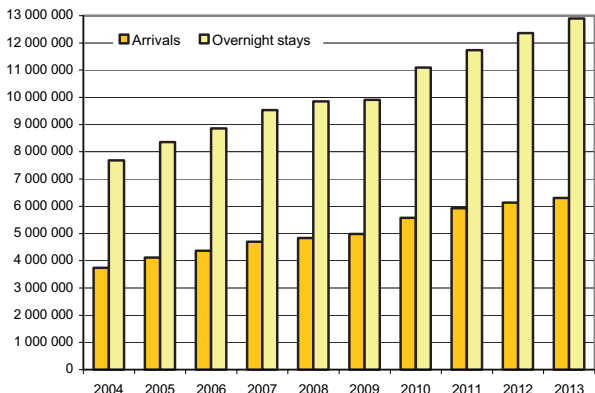
Olympic Park Munich, incl. leased companies	
Area in sq. m	850 000
Area of “tent” roof in sq. m	75 000
Visitors to individual events (325 events)	2 143 691
Visitors to permanent facilities	1 727 846

Capacity of the Allianz Arena (football stadium – places)	71 137
Number of games (season 2013/2014)	50
Visitors to games (season 2013/2014)	2 579 600
Number of guided tours of the stadium	ca. 16 500
Visitors to guided tours of the stadium	ca. 412 000
Sports clubs	629
Number of active members	363 607
Female members	152 063
Sports facilities / sports grounds	
District public sports grounds	21
Municipal sports facilities (open-air facilities)	12
Club sports facilities	170
Sports and multipurpose halls (gyms, not including school sports halls)	7
Stadiums	4
Ice rinks- and funsports centres	4
Golf courses	3
Racetracks	2
Indoor swimming pools	9
Outdoor swimming pools	8
School swimming pools	34
Hellabrunn Zoo (ca. 19 132 animals, area 0,40 km²)	
Visitors	1 717 473
Botanical Gardens (ca. 14 000 plant species, area 0,21 km²)	
Visitors	350 744

Tourism (in 2013 resp. per end of year)

Hotels, guest houses and pensions	396
Number of beds available	59 794
Total number of guests	6 302 954
From Germany	3 444 616
From abroad	2 858 338
From the US	324 496
Italy	245 823
Great Britain and Northern Ireland	240 251
Switzerland	205 538
Austria	200 298
Overnights stays	12 894 504
Guests from abroad	6 329 045
Average stay in nights	2.0

Arrivals and overnight stays



Economy (in 2013 resp. per end of year)

Industrial production companies

Building industry (with 20 + employees)	61
Number of employees	4 029
Processing/manufacturing industry (with 50 + employees)	118
Number of employees	89 016

Crafts and trade enterprises

Number of employees (incl. owners)	22 871
	77 700

Total turnover by companies in Munich 2012 in billion euros

(excl. VAT) according to VAT statistics	300.0
Manufacturing industry (57.8 %)	173.3
Trade, maintenance, car repair (21.3 %)	63.9
Hotel and restaurant industry, transport (2.3 %)	7.0
Other services (18.6 %)	55.8

Munich exhibition and trade fair site

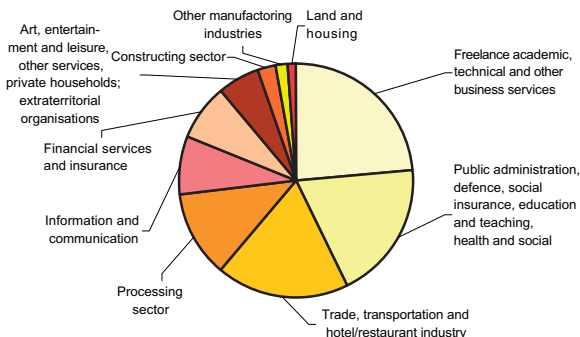
Trade fairs organised by Messe München GmbH	16
Trade fairs organised by others	203
Exhibitors	34 400
Visitors in millions	2.3

Oktoberfest (without "Oide Wies'n")	
Visitors in millions	6.4
Catering establishments	89
incl. festival tents	14
Sellers and show-people	492
Beer consumption in hectolitres	77 031
Consumption of roasted chickens	482 361
Oxen	114

Labour market (in 2013)

Employed persons with compulsory social security with Munich job location (June 30 th , 2013)	754 269
Women (48.2 %)	363 625
Men (51.8 %)	390 644
Foreigners (17.8 %)	134 580

Employees in Munich subject to social insurance contributions at the place of work by sectors



Total no. persons in employment with compulsory social security as of 30.6.2013: 754 269

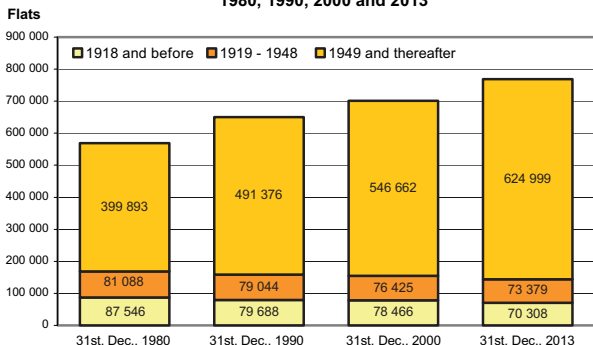
Unemployed persons total (December 2013)	38 674
Women	17 950
Men	20 724
in full-time jobs	27 955
in part-time	6 704
Foreigners	16 154
Unemployment rate in Munich (December 2013)	5,0 %

Building, construction and housing

(in 2013 resp. per end of year)

Building permits	
Buildings	1 528
Flats	7 201
Buildings completed	
Buildings	1 817
Flats	7 904

**Existing flats according to the age of the buildings
1980, 1990, 2000 and 2013**



Residential buildings	137 831
Flats	768 686

Transport (in 2013 resp. per end of year)

S-Bahn (inter-urban railway operating since May 28 th , 1972; per Jan.1 st , 2013)	
Number of lines	10
Network in km	442
U-Bahn (underground operating since Oct. 19 th , 1971; per Jan.1 st , 2013)	
Number of lines	7
Network in km	95
Trams (per January 1 st , 2013)	
Number of lines	13
Network in km	79

Buses (per January 1 st , 2013)	
Number of lines	67
Network in km	454
Registered vehicles (in use on the road)	
Cars	768 236
Motorcycles	664 645
Lorries	56 815
	31 810
Vehicles per 1 000 inhabitants	524
Traffic accidents	
Deaths	46 988
Injuries	16
	6 506
Overall road length for motorised vehicles	
	2 382 km
of cycle paths maintained by the city	943 km
Munich airports	
Starts and landings	382 638
Passengers	38 672 644

Municipal finance (own budget in 2014 in billion euros)

Budget volume (current administration and investments)	6.1
including investments	0.75
Assets (as of 31.12.2013)	21.4
Debts (as of 31.12.2013)	0.97
Equity (as of 31.12.2013)	11.6

Published by Statistisches Amt der Landeshauptstadt München,
Schwanthalerstr. 68, 80336 München,

Telephone (089) 233 82 700, Telefax (089) 233 82 757

Internet: <http://www.muenchen.de/statamt>

E-mail: stat.amt@muenchen.de

Responsible: Uta Thien-Seitz

Editorial team: Juliane Riedl, Andreas Rappert



Available from:

Statistical Office Munich (see above)

City information centre in the City Hall

Produced by:

Weber Offset GmbH, Ehrenbreitsteiner Str. 42, 80993 München

Printed on paper from sustainable, certified forestry.