



Landeshauptstadt  
München  
**Direktorium**  
Statistisches Amt

# Munich Facts and Figures 2013



## History

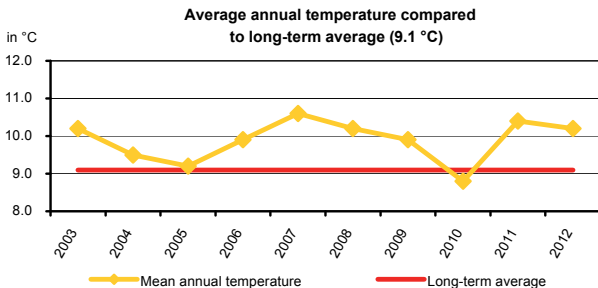
- 1158 Munich was founded by Henry the Lion (June 14<sup>th</sup>)
- 1214 First mention of Munich as a city (civitas) in an official deed
- 1255 Munich becomes the royal seat of the House of Wittelsbach
- 1494 The Church of Our Lady, Munich's most famous landmark, is consecrated
- 1589 The opening of Munich's Hofbräuhaus
- 1789 The English Garden is opened to the public
- 1806 Munich becomes the capital city of the Kingdom of Bavaria
- 1810 The first Oktoberfest (October 17<sup>th</sup>) held on the occasion of the marriage of Crown Prince Ludwig to Therese, Princess of Saxony
- 1818 Bavarian Constitution comes into force
- 1825 – King Ludwig I – Munich becomes an internationally renowned city of culture
- 1848
- 1839 The first railway travels between Munich and Augsburg (September 1<sup>st</sup>)
- 1848 – King Max II – Creation of the “Maximilian style” in architecture
- 1864
- 1864 – King Ludwig II – Zenith of music and art handcraft
- 1886
- 1901 Population of Munich reaches 500,000
- 1918 Kurt Eisner proclaims the “Bavarian Democratic and Socialist Republic” (Nov.7<sup>th</sup>)
- 1923 The Hitler Putsch fails (Nov.11<sup>th</sup>)
- 1933 National Socialists seize power (March 9<sup>th</sup>)
- 1939 Attempt to assassinate Hitler in Bürgerbräu fails
- 1945 The Americans march into Munich, marking the end of World War II for the city (April 30<sup>th</sup>)
- 1957 The population of Munich reaches one million (Dec. 15<sup>th</sup>)
- 1972 XX<sup>th</sup> Summer Olympic Games in Munich (August 26<sup>th</sup> – Sept. 11<sup>th</sup>)
- 1974 World Football Championship
- 1983 International Horticultural Show is opened (April 28<sup>th</sup>)
- 1992 The new Munich Airport is opened (May 17<sup>th</sup>)
- 1998 The new Exhibition and Trade Fair Centre is opened in Riem (Feb. 12<sup>th</sup>)
- 2002 Pinakothek der Moderne is opened (Sept. 19<sup>th</sup>)
- 2005 The Allianz Arena is opened (May 30<sup>th</sup>)
- 2006 Opening game of the FIFA World Cup TM (June 9<sup>th</sup>)
- 2006 The Synagogue and Jewish Community Centre on Jakobsplatz are completed
- 2008 Summer celebrations to mark the city's 850<sup>th</sup> anniversary
- 2010 200th anniversary of the Octobefest with the “Historische Wiesen”
- 2011 Completion of large-scale Isar renaturalisation projekt
- 2012 40th anniversary of Münchner Verkehrsverbund (MVG) and the Munich Olympiapark

## Urban area

Geographical position of city centre (northern cathedral tower):	N 48° 8' 23" latitude, E 11° 34' 28" longitude
Munich local time	-13 min. 42 sec. compared to Central European time
Average altitude	519 m above sea level
Length of city boundary	118.7 km
Greatest length of urban area (N-S direction)	20.7 km
Greatest width of urban area (E-W direction)	26.9 km
Total urban area (January 1st, 2013) including	310.7 km <sup>2</sup>
Buildings and open spaces (44 %)	137.8 km <sup>2</sup>
Recreational areas (16 %)	48,3 km <sup>2</sup>
Roads and transport areas (18 %)	54.3 km <sup>2</sup>
Agricultural areas (15 %)	46.9 km <sup>2</sup>
Wooded areas (4 %)	12.9 km <sup>2</sup>

## Weather (in 2012)

Average air temperature in °C	10.2
Hours of sunshine	1 906
Precipitation in mm	962
Number of days with precipitation	196
Summer days (maximum 25 °C or higher)	61
Hot days (maximum 30 °C or higher)	13
Subfreezing days (minimum below 0 °C)	65
Sub-zero days (maximum below 0 °C)	23



## Munich's twin cities

**Edinburgh** since 1954  
**Verona** since 1960  
**Bordeaux** since 1964  
**Sapporo** since 1972

**Cincinnati** since 1989  
**Kiew** since 1989  
**Harare** since 1996

## City representatives

Lord Mayor: Christian Ude, SPD  
Deputy Mayor: Christine Strobl, SPD  
Deputy Mayor: Hep Monatzeder, Bündnis 90/Die Grünen

City Council (2008 – 2014)

SPD	33 seats	Freie Wähler	3 seats
CSU	22 seats	Rosa Liste	1 seat
Bündnis 90/Die Grünen	11 seats	ödp	1 seat
FDP	4 seats	Bayernpartei	1 seat
Die Linke	3 seats	BIA	1 seat

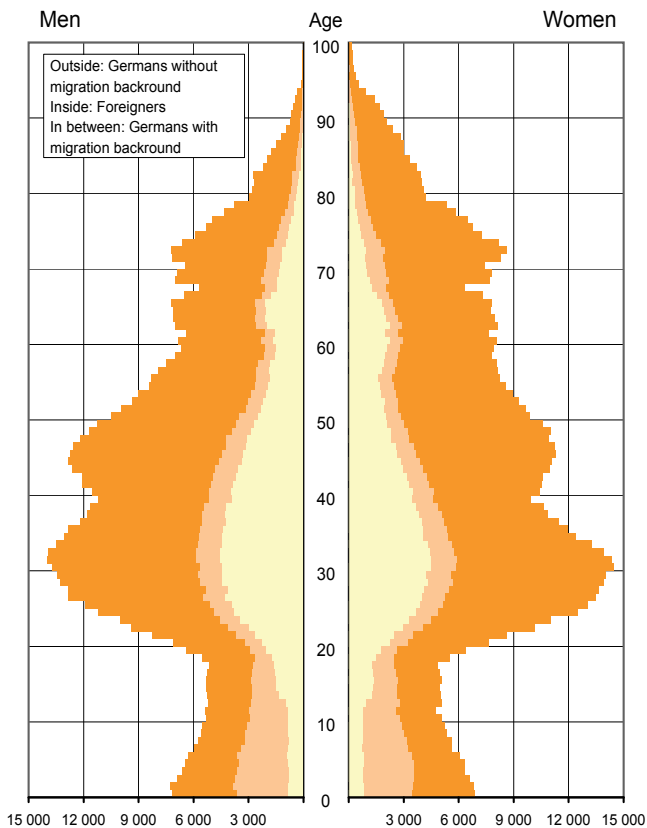
## Population (in 2012 resp. per end of year)

Inhabitants (registered with main residence in Munich)	1 439 474
Women (51.0 %)	734 211
Men (49.0 %)	705 263
Germans (75.4 %)	1 085 658
Foreigners (24.6 %)	353 816
comprising persons from	
Europe (19.6 %)	281 807
from EU countries (11.0 %)	157 985
from the rest of Europe (8.6 %)	123 822
of which from Turkey	40 337
Croatia	23 998
Africa (0.9 %)	12 358
America (0.9 %)	13 582
Asia (3.1 %)	44 219
Australia, New Zealand, Oceania (0.1 %)	1 045

Age distribution

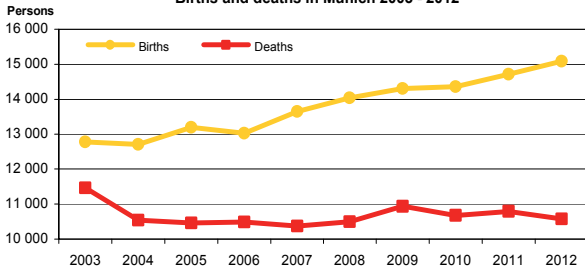
Under 6 years of age (5.5 %)	79 752
From 6 to under 14 years of age (6.0 %)	85 791
From 14 to under 18 years of age (2.8 %)	40 906
From 18 to under 28 years of age (13.7 %)	197 216
From 28 to under 45 years of age (29.2 %)	420 292
From 45 to under 55 years of age (14.5 %)	209 033
From 55 to under 65 years of age (10.5 %)	151 537
65 and above (17.7 %)	254 947

## Age structure of the Munich population as of 31.12.2012



Private households combined (June 30th, 2012)	787 902
Families with children	128 618
German families	73 797
German/foreign families	23 388
Foreign families	31 433
Single-parent families	28 421
Births	15 092
Deaths	10 582
Number of births in excess of deaths	+ 4 510
Marriages	8 715
Divorces	3 329
Persons moving to Munich	116 208
Foreigners	65 434
Persons moving away from Munich	92 949
Foreigners	43 548
Migration balance (+ / -)	+ 23 259
Foreigners	21 886
Most popular name for girls	Emma
Most popular name for boys	Maximilian

**Births and deaths in Munich 2003 - 2012**



## Health services (per end of 2012)

Hospitals (as per end of 2011)	47
Hospital beds	11 675
Medical hospital staff	5 252
Non-medical hospital staff	24 275
Doctors with independent surgeries (not incl. private surgeries)	3 672
Number of residents per doctor	392

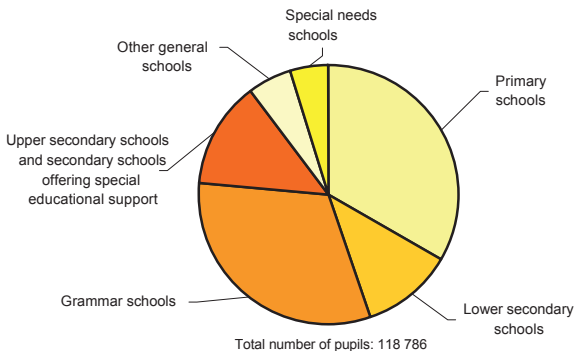
Dentists with independent surgeries (not incl. private surgeries)	1 497
Number of residents per dentist	962
Pharmacies	395
Number of residents per pharmacy	3 644

## Social services

Children's day-care facilities (March 1 <sup>st</sup> , 2012) including municipal institutions	1 262 517
independent non-profit, incl. child-parent initiatives	635
Children catered for	64 288
incl. age 0 – 3	11 595
3 – 8 (not incl. school children)	37 926
5 – 14 (school children)	14 767
incl. those in municipal institutions	31 640
in independent non-profit institutions	28 097
Staff	11 682
incl. municipal	4 937
independent non-profit	5 535

## Education (School year 2011/2012 and Winter Semester 2012/13)

**Distribution of pupils attending  
general schools 2011/2012**



Total number of general schools	329
Pupils	118 786
Number of female pupils	58 932
Number of foreigner pupils	25 601
Primary schools	151
Number of pupils	39 565
Lower secondary schools	59
Number of pupils	13 531
Primary and lower secondary education schools for pupils with special needs	31
Number of pupils	5 624
Upper secondary schools, incl. USS offering special educational support	38
City-run	20
Number of pupils	16 114
Grammar schools	50
City-run	14
Number of pupils	37 525
Other general schools	12
Number of pupils	6 427
Total number of vocational schools	198
Number of pupils	63 459
City-run	73
Number of pupils	47 845
Incl. vocational schools	36
Number of pupils	39 553
Specialised vocational schools	84
Number of pupils	7 107
Specialised technical schools	31
Number of pupils	2 433
Upper technical and vocational schools	18
Number of pupils	7 760
Universities	14
Number of students	106 121
Female students percentage	47.1
Foreign students percentage	14.8
Ludwig-Maximilians-Universität	46 160
Female students percentage	61.4
Foreign students percentage	14.0
Technical University	32 316
Female students percentage	32.8
Foreign students percentage	18.1
State university of applied sciences	17 191
Female students percentage	34.8
Foreign students percentage	13.2



## **Culture** (in 2012 resp. per end of year)

Theatres	50
Visitors to selected theatres	
Nationaltheater	465 695
Residenztheater	152 929
Prinzregententheater (Großes Haus)	291 337
Münchener Kammerspiele	153 345
Münchener Volkstheater	112 531
Schauburg – Theater der Jugend	34 827
Deutsches Theater	187 027
Public Orchestras	7
Visitors to selected concerts	
Munich Philharmonic Orchestra	214 054
Public radio concerts	103 711
Bavarian State Orchestra	41 685
Munich Symphony Orchestra	58 000
Cinemas	79
Visitors	4 601 114
Museums	45
Visitors to selected museums	
Alte Pinakothek	270 534
Neue Pinakothek	272 876
Pinakothek der Moderne	437 373
Museum Brandhorst	164 246
Bayerisches Nationalmuseum	80 362
Münchener Stadtmuseum	135 334
Städtische Galerie im Lenbachhaus	88 752
Deutsches Museum (Museumsinsel)	965 695
Public libraries	113
Media available at selected libraries	
Bayerische Staatsbibliothek (state library)	9 929 000
Universitätsbibliothek der LMU (University)	4 698 787
Münchener Stadtbibliothek (municipal library)	2 819 519
Bibliothek des Deutschen Museums	939 440

## **Recreation and sports** (in 2012 resp. per end of year)

Olympic Park Munich, incl. leased companies	
Area in sq. m	850 000
Area of “tent” roof in sq. m	75 000
Visitors to individual events (321 events)	2 340 613
Visitors to permanent facilities	1 744 420

Capacity of the Allianz Arena (football stadium –places, 2012/2013)	71 137
Number of games until May 19 <sup>th</sup> , 2012 (end of season)	44
Visitors to games until May 19 <sup>th</sup> , 2012 (end of season)	2 282 600
Number of guided tours of the stadium	ca. 13 000
Visitors to guided tours of the stadium	ca. 327 000

Sports clubs	660
Number of active members	357 587
Female members	149 081

Sports facilities / sports grounds	
District public sports grounds	21
Municipal sports facilities (open-air facilities)	11
Club sports facilities	167
Sports and multipurpose halls (gyms, not including school sports halls)	7
Stadiums	4
Ice rinks- and funsports centres	4
Golf courses	3
Racetracks	2
Indoor swimming pools	9
Outdoor swimming pools	8
School swimming pools	34

Hellbrunn Zoo (approx. 19 185 animals, area 40 000 sq. m)	
Visitors	1 621 648

Botanical Gardens (approx. 14 000 plant species, area 21 200 sq. m)	
Visitors	354 420

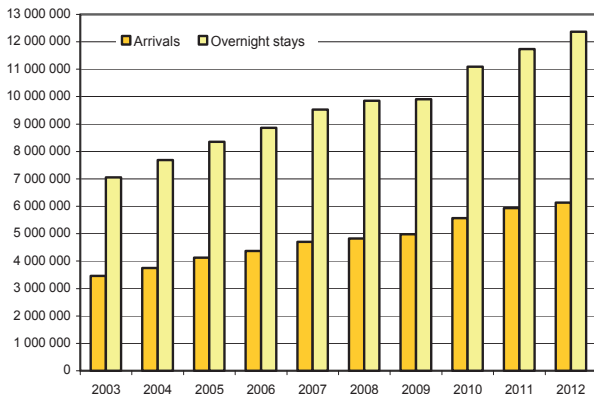
## **Tourism** (in 2012 resp. per end of year)

Hotels, guest houses and pensions	397
Number of beds available	59 218

Total number of guests	6 132 786
From Germany	3 375 014
From abroad	2 757 772
From the US	337 050
Italy	253 221
Great Britain and Northern Ireland	232 378
Switzerland	197 310
Austria	180 875

Overnights stays	12 366 261
Guests from abroad	5 924 393
Average stay in nights	2.0

### Arrivals and overnight stays



### Economy (in 2012 resp. per end of year)

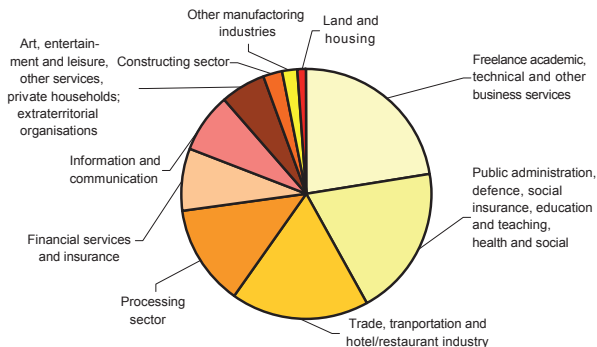
Industrial production companies	
Building industry (with <b>20</b> + employees)	60
Number of employees	3 693
Processing/manufacturing industry (with <b>50</b> + employees)	119
Number of employees	87 018
Crafts and trade enterprises	22 128
Number of employees (incl. owners)	75 233
Registered commercial premises	191 200
Total turnover by companies in Munich 2011 in billion euros (excl. VAT) according to VAT statistics	295.4
Manufacturing industry (58.5 %)	172.9
Trade, maintenance, car repair (20.9 %)	61.8
Hotel and restaurant industry, transport (2.2 %)	6.4
Other services (18.4 %)	54.3
Munich exhibition and trade fair site	
Trade fairs organised by Messe München GmbH	15
Trade fairs organised by others	230
Exhibitors	35 047
Visitors in millions	1.8

Oktoberfest (without "Oide Wies'n")	
Visitors in millions	6.4
Catering establishments	83
incl. festival tents	14
Sellers and show-people	466
Beer consumption in hectolitres	74 025
Consumption of roasted chickens	508 958
Oxen	116

## Labour market ( in 2012)

Employed persons with compulsory social security with Munich job location (June 30th, 2012)	733 967
Women (48.2 %)	353 965
Men (51.8 %)	380 002
Foreigners (16.9 %)	124 186

### Employees in Munich subject to social insurance contributions at the place of work by sectors



Total no. persons in employment with compulsory social security as of 30.6.2012: 733 967

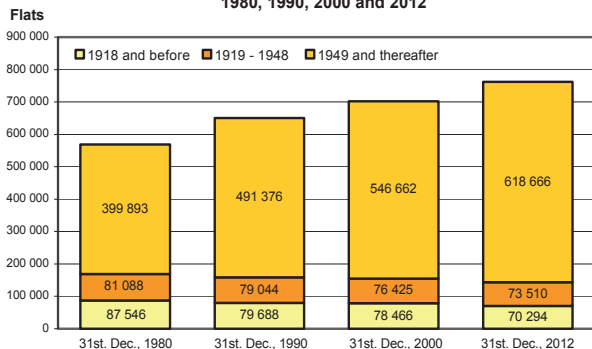
Unemployed persons total (December 2012)	36 602
Women	17 024
Men	19 578
in full-time jobs	26 808
in part-time	6 161
Foreigners	14 960
Unemployment rate in Munich (December 2012)	4.9%

## Building, construction and housing

(in 2012 resp. per end of year)

Building permits	
Buildings	1 491
Flats	7 549
Buildings completed	
Buildings	1 535
Flats	6 685

Existing flats according to the age of the buildings  
1980, 1990, 2000 and 2012



Residential buildings	136 703
Flats	762 470

## Transport (in 2012 resp. per end of year)

S-Bahn (inter-urban railway operating since May 28th, 1972)	
Number of lines	10
Network in km	442
U-Bahn (underground operating since Oct. 19th, 1971)	
Number of lines	7
Network in km	95
Trams	
Number of lines	13
Network in km	79

Buses	
Number of lines	67
Network in km	454
Registered vehicles (in use on the road)	752 469
Cars	651 743
Motorcycles	55 273
Lorries	30 735
Vehicles per 1 000 inhabitants	523
Traffic accidents	44 892
Deaths	14
Injuries	6 390
Overall road length for motorised vehicles	2 381 km
of cycle paths maintained by the city	942 km
Munich airports	
Starts and landings	398 039
Passengers	38 360 604

## **Municipal finance** (own budget in 2013 in billion euros)

Budget volume (current administration and investments)	6.5
including investments	1.1
Assets (as of 31.12.2012)	20.8
Debts (as of 31.12.2012)	1.4
Equity (as of 31.12.2012)	11.1

---

Published by Statistisches Amt der Landeshauptstadt München,  
Schwanthalerstr. 68, 80336 München,  
Telephone (089) 233 82 700, Telefax (089) 233 82 757

**Internet:** <http://www.muenchen.de/statamt>

**E-mail:** [stat.amt@muenchen.de](mailto:stat.amt@muenchen.de)

Responsible: Uta Thien-Seitz

Editorial team: Juliane Riedl, Andreas Rappert

### **Available from:**

Statistical Office Munich (see above)

City information centre in the City Hall

Produced by: Druckerei Fritz Kriechbaumer, Wettersteinstr. 12,  
82024 Taufkirchen bei München

Printed on paper from sustainable, certified forestry.